

C. F. HENIS.  
Fastening for Sheet-Metal Coupling.

No. 213,901.

Patented April 1, 1879.

FIG. 1.

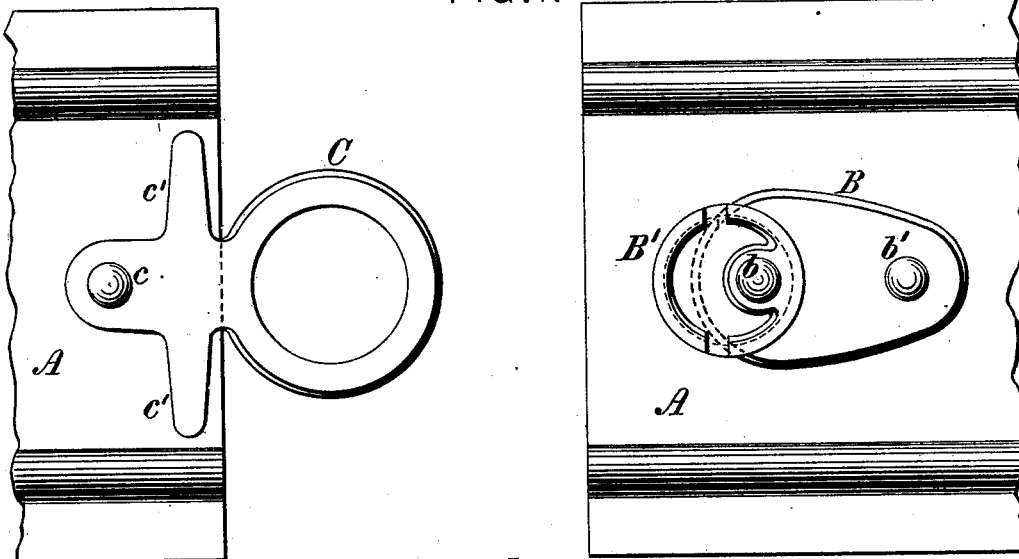


FIG. 2.

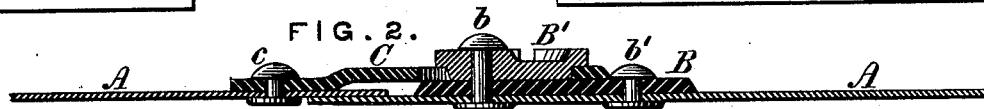
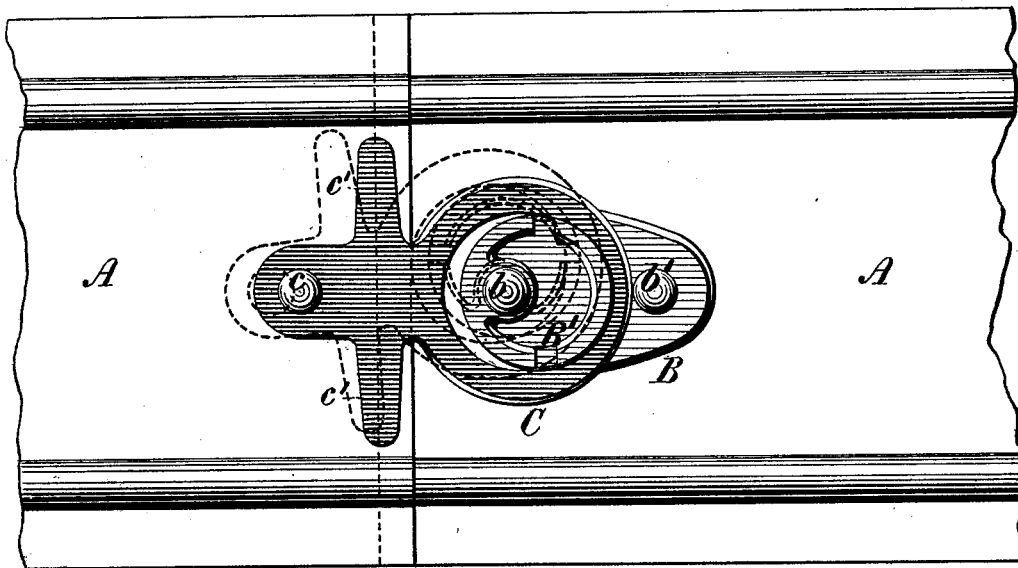


FIG. 3.



WITNESSES:

*Geo. A. Vaillant.*  
*Chas. W. Chapman*

INVENTOR

*Chas. F. Henis,*  
*by J. Snowden Bell,*  
ATTORNEY

# UNITED STATES PATENT OFFICE.

CHARLES F. HENIS, OF PHILADELPHIA, PENNSYLVANIA.

## IMPROVEMENT IN FASTENINGS FOR SHEET-METAL COUPLINGS.

Specification forming part of Letters Patent No. **213,901**, dated April 1, 1879; application filed March 7, 1878.

*To all whom it may concern:*

Be it known that I, CHARLES F. HENIS, of the city and county of Philadelphia, in the State of Pennsylvania, have invented certain new and useful Improvements in Fastenings for Sheet-Metal Couplings, of which the following is a specification:

My invention, which is specially designed for use on couplings for connecting the sections of sheet-metal pipes, but which is likewise applicable to other connecting bands or clasps, is an improvement upon that for which Letters Patent of the United States No. 166,989 were granted and issued to me under date of August 24, 1875.

The object of my present invention is to provide a lock or fastening in the operation of which no side or twisting motion will be imparted to either end of the coupling-band to which it is attached, and by which said ends will be either moved and held firmly together or slackened or entirely released, one from the other, at pleasure, their movement being always circumferential or endwise, so as to prevent cramping or binding on the sections which they connect, or distortion of the coupling-band.

To this end my improvements consist in the combination of an eccentric or cam pivoted to a bearing-plate fixed upon one end of the coupling-band and a loop or eye pivoted to the other end thereof in line circumferentially or endwise with the pivot of the eccentric, and having transverse ribs or arms, as herein-after more fully set forth.

In the accompanying drawings, Figure 1 is a plan or top view of a fastening embodying my improvement, the ends of the coupling-band being shown disconnected; and Figs. 2 and 3 are, respectively, a vertical longitudinal central section and a plan view of the same, with the ends of the band connected.

My improved fastening is shown as applied for connecting the ends of a sheet-metal coupling-band, A, which may serve either as a pipe-coupling or be used for other purposes. A bearing-plate, B, is secured by rivets *b b'*

to the band A, near one of its ends, and a cam or eccentric, B', is pivoted to the outer end of the plate B by the rivet *b*. Notches or recesses are formed in the eccentric to receive a key by which it may be turned. A loop or eye, C, is pivoted to the opposite end of the band A by a rivet, *c*, which is in line circumferentially, or in the direction of the strain sustained by the coupling-band in exerting its clamping action, with the pivot *b* of the eccentric B'. Transverse ribs or arms *c'* are formed upon the loop C, to provide increased bearing upon the ends of the band A and hold down the latter more firmly when the fastening is locked.

In the operation of the fastening, the parts being in the position shown in Fig. 1, the two ends of the band A are moved together until the loop C is slipped over the eccentric B', when the latter is turned into the position shown in Figs. 2 and 3, drawing and holding the ends of the band A firmly together. The loop C, being free to move on its pivot *c*, follows the movement of the eccentric B', as shown in dotted lines in Fig. 3, without imparting lateral movement to the end of the band to which it is attached, and cramping or distortion is consequently avoided by insuring circumferential or end motion only to the band A.

I claim as my invention and desire to secure by Letters Patent—

1. The combination, with a circumferential coupling-band, of an eccentric pivoted to a plate at or near one end of the band, and a loop or eye pivoted to or near the opposite end, in line with the pivot of the eccentric, the combination being and operating as and for the purpose set forth.

2. The combination, with a coupling-band, of a pivoted loop or eye having transverse ribs or arms at or near its pivoted end, as and for the purpose set forth.

CHAS. F. HENIS.

Witnesses:

J. SNOWDEN BELL,  
CHAS. F. PIKE.